

Interdisciplinární dialog 4.0



Michal Musil
CEO, CPO
Pohlig Austria GmbH

Cerebral palsy

Which question we have to ask?



Cerebral palsy

Which question we have to ask?



Cerebral palsy

Which question we have to ask?



Cerebral palsy

Which question we have to ask?



Cerebral palsy

Which question we have to ask?

Cerebral palsy

Which question we have to ask?

cerebral palsy - Google-Suche


https://www.google.de/search?ei=ODpdXoDJKlOfmwe4nrSoDA&q=cerebral+palsy&oeq=Cerebral+Palsy&gs_l=psy-ab.1.0.0i10.88998.92349.94998...0.2..0.107.1181.13j1.....0...1_gws-wiz.....0i71j0i67j0i

Pohlig News Telefonliste Multioborová ambul... Google Nächster Patient Wien Google Übersetzer

Google cerebral palsy

Alle Videos Bilder Bücher Shopping Mehr Einstellungen Suchfilter

Ungefähr 28.100.000 Ergebnisse (0,40 Sekunden)



parese „Lähmung“, häufig abgekürzt ICP oder **CP**) im engeren Sinn, etwas allgemeiner auch **cerebrale** Bewegungsstörung genannt, versteht man Bewegungsstörungen, deren Ursache in einer frühkindlichen Hirnschädigung liegt.

de.wikipedia.org > wiki > Infantile_Zerebralparese
Infantile Zerebralparese – Wikipedia

Info zu hervorgehobenen Snippets Feedback geben

en.wikipedia.org > wiki > Cerebral_palsy ▾ Diese Seite übersetzen
Cerebral palsy - Wikipedia

Cerebral palsy (CP) is a group of permanent movement disorders that appear in early childhood. Signs and symptoms vary among people and over time. Often ...

Causes: Often unknown **Symptoms:** Poor coordination, **stiff muscles**, w...
Medication: Diazepam, baclofen, botulinum toxin **Complications:** Seizures, intellectual disability

www.mayoclinic.org > syc-20353999 ▾ Diese Seite übersetzen
Cerebral palsy - Symptoms and causes - Mayo Clinic

17.08.2019 - **Cerebral palsy** is a group of disorders that affect movement and muscle tone or posture. It's caused by damage that occurs to the immature ...

www.cdc.gov > ncbbdd > cp > facts ▾ Diese Seite übersetzen
What is Cerebral Palsy? | CDC

Cerebral palsy (CP) is a group of disorders that affect a person's ability to move and maintain balance and posture. **CP** is the most common motor disability in ...

www.cdc.gov > features > cerebral-palsy-11-things ▾ Diese Seite übersetzen
11 Things to Know about Cerebral Palsy | Features | CDC

Cerebral palsy (CP) is the most common motor disability in childhood, and children with CP and their families need support. Learn more about CP and what ...

Cerebral palsy

Which question we have to ask?

cerebral palsy - Google-Suche


https://www.google.de/search?ei=ODpdXoDJKlOFmwe4nrSoDA&q=cerebral+palsy&oeq=Cerebral+Palsy&gs_l=psy-ab.1.0.0i10.88998.92349.94998...0.2..0.107.1181.13j1.....0...1..gws-wiz.....0i71j0i67j0i

Pohlig News Telefonliste Multioborová ambul... Google Nächster Patient Wien Google Übersetzer

Google cerebral palsy

Alle Videos Bilder Bücher Shopping : Mehr Einstellungen Suchfilter

Ungefähr 28.100.000 Ergebnisse (0,40 Sekunden)



parese „Lähmung“, häufig abgekürzt ICP oder **CP**) im engeren Sinn, etwas allgemeiner auch **cerebrale** Bewegungsstörung genannt, versteht man Bewegungsstörungen, deren Ursache in einer frühkindlichen Hirnschädigung liegt.

de.wikipedia.org > wiki > Infantile_Zerebralparese
Infantile Zerebralparese – Wikipedia

Info zu hervorgehobenen Snippets Feedback geben

en.wikipedia.org > wiki > Cerebral_palsy ▾ Diese Seite übersetzen
Cerebral palsy - Wikipedia
Cerebral palsy (CP) is a group of permanent movement disorders that appear in early childhood. Signs and symptoms vary among people and over time. Often ...
Causes: Often unknown **Symptoms:** Poor coordination, **stiff muscles**, w...
Medication: Diazepam, baclofen, botulinum toxin **Complications:** Seizures, intellectual disability

www.mayoclinic.org > syc-20353999 ▾ Diese Seite übersetzen
Cerebral palsy - Symptoms and causes - Mayo Clinic
17.08.2019 - **Cerebral palsy** is a group of disorders that affect movement and muscle tone or posture. It's caused by damage that occurs to the immature ...

www.cdc.gov > ncbddd > cp > facts ▾ Diese Seite übersetzen
What is Cerebral Palsy? | CDC
Cerebral palsy (CP) is a group of disorders that affect a person's ability to move and maintain balance and posture. **CP** is the most common motor disability in ...

www.cdc.gov > features > cerebral-palsy-11-things ▾ Diese Seite übersetzen
11 Things to Know about Cerebral Palsy | Features | CDC
Cerebral palsy (CP) is the most common motor disability in childhood, and children with CP and their families need support. Learn more about CP and what ...

Cerebral palsy

Which question we have to ask?

cerebral palsy pes equinus - Google

https://www.google.de/search?ei=DztdXrLUKZ2V1fAPzpmM8AU&q=cerebral+palsy+pes+equinus&oeq=cerebral+palsy+pes+equinus&gs_l=psy-ab.3..0i22i30i2.17982.24653..28103...1.2..0.116.1277.11

Pohlig News Telefonliste Multioborová ambul... Google Nächster Patient Wien Google Übersetzer

Google cerebral palsy pes equinus Anmelden

Alle Bilder News Videos Shopping Mehr Einstellungen Suchfilter

Ungefähr 114.000 Ergebnisse (0,32 Sekunden)

Equinus deformity is a common finding in children with **cerebral palsy** and may be treated by Achilles tendon lengthening. To prevent recurrence, some authors recommend immobilizing the operated leg with an above-knee cast for six weeks, followed by use of a night splint or orthosis.

www.researchgate.net > publication > 287779255_Pes_equinus_in_child...

Pes equinus in children with cerebral palsy and possibilities of ...

Info zu hervorgehobenen Snippets Feedback geben

www.ncbi.nlm.nih.gov > articles > PMC3838514 ▾ Diese Seite übersetzen

Overview of foot deformity management in children with ...

von JP Sees - 2013 - Zitiert von: 52 - Ähnliche Artikel

14.09.2013 - The most common deformity is **equinus**, which is present in the large majority of children with **CP** at the beginning of standing and walking.

Abstract · Introduction · Equinus deformity · Planovalgus

www.ncbi.nlm.nih.gov > pubmed ▾ Diese Seite übersetzen

[Spastic equinus foot]. - NCBI

von B Westhoff - 2011 - Zitiert von: 9 - Ähnliche Artikel

Pes equinus is the most common deformity in **cerebral palsy**. A primarily dynamic **pes equinus** without shortening of the calf muscle in many cases turns into a ...

Nutzer fragen auch

What is equinus deformity of foot acquired?	▼
What is spastic equinus?	▼
What is forefoot equinus?	▼
Is Equinus painful?	▼

Feedback geben

link.springer.com > ... - Diese Seite übersetzen

Ankle Equinus in Cerebral Palsy | SpringerLink

20.11.2018 - Ankle **equinus** is the most recognized symptom of **cerebral palsy (CP)**. Ankle

Cerebral palsy

Which question we have to ask?

cerebral palsy pes equinus - Google

https://www.google.de/search?ei=DztdXrLUKZ2V1fAPzpmM8AU&q=cerebral+palsy+pes+equinus&oeq=cerebral+palsy+pes+equinus&gs_l=psy-ab.3..0i22i30i2.17982.24653..28103...1.2..0.116.1277.11

Pohlig News Telefonliste Multioborová ambul... Google Nächster Patient Wien Google Übersetzer

Google cerebral palsy pes equinus Anmelden

Alle Bilder News Videos Shopping Mehr Einstellungen Suchfilter

Ungefähr 114.000 Ergebnisse (0,32 Sekunden)

Equinus deformity is a common finding in children with **cerebral palsy** and may be treated by Achilles tendon lengthening. To prevent recurrence, some authors recommend immobilizing the operated leg with an above-knee cast for six weeks, followed by use of a night splint or orthosis.

www.researchgate.net > publication > 287779255_Pes_equinus_in_child...

Pes equinus in children with cerebral palsy and possibilities of ...

Info zu hervorgehobenen Snippets Feedback geben

www.ncbi.nlm.nih.gov > articles > PMC3838514 ▾ Diese Seite übersetzen

Overview of foot deformity management in children with ...

von JP Sees - 2013 - Zitiert von: 52 - Ähnliche Artikel

14.09.2013 - The most common deformity is **equinus**, which is present in the large majority of children with **CP** at the beginning of standing and walking.

Abstract · Introduction · Equinus deformity · Planovalgus

www.ncbi.nlm.nih.gov > pubmed ▾ Diese Seite übersetzen

[Spastic equinus foot]. - NCBI

von B Westhoff - 2011 - Zitiert von: 9 - Ähnliche Artikel

Pes equinus is the most common deformity in **cerebral palsy**. A primarily dynamic **pes equinus** without shortening of the calf muscle in many cases turns into a ...

Nutzer fragen auch

What is equinus deformity of foot acquired?	▼
What is spastic equinus?	▼
What is forefoot equinus?	▼
Is Equinus painful?	▼

Feedback geben

link.springer.com > ... - Diese Seite übersetzen

Ankle Equinus in Cerebral Palsy | SpringerLink


20.11.2018 - Ankle **equinus** is the most recognized symptom of **cerebral palsy (CP)**. Ankle

Opinions & Possibilities

have to be selected individually



Opinions & Possibilities



I promised you...

... I'll take care of you!







Orthopedic: Osteotomie, Tenotomie, Fasziotomie, Arthrodesse, Atrorise, Neurotomie, ...
Neurologic: Botolinumtoxin, Dysport, Geneticaldiagnosis, Spastic, Ataxie, Athetose, ...
Pediatric: still waiting, fokus on developmend,



Orthopedic: Osteotomie, Tenotomie, Fasziotomie, Arthrodesse, Atrorise, Neurotomie, ...
Neurologic: Botolinumtoxin, Dysport, Geneticaldiagnosis, Spastic, Ataxie, Athetose, ...
Pediatric: still waiting, fokus on developmend,



Neurophysiolgic: initiate movement, inhibit pathomechanisms, Babath, Vojta, ...
Structurally: stretch, mobilize, strengthen, fascial therapy, manual therapy, ...
ADL: Speech therapy, occupational therapy, evaluation of daily aids, ...



Orthopedic: Osteotomie, Tenotomie, Fasziotomie, Arthrodese, Atrorse, Neurotomie, ...
Neurologic: Botulinumtoxin, Dysport, Geneticaldiagnosis, Spastic, Ataxie, Athetose, ...
Pediatric: still waiting, fokus on developmend,



Neurophysiolgic: initiate movement, inhibit pathomechanisms, Babath, Vojta, ...
Structurally: stretch, mobilize, strengthen, fascial therapy, manual therapy, ...
ADL: Speech therapy, occupational therapy, evaluation of daily aids, ...



Stabilizing orthoses: reposition, stiff/flexible konstruktion, dorsal/ventral support, ...
Dynamic orthoses: compensation of adjacent joint's, Material, reposition, weight, ...
Preserving orthoses: contractures, no reposition, decompensation, ...



Orthopedic: Osteotomie, Tenotomie, Fasziotomie, Arthrodesse, Atrorse, Neurotomie, ...
Neurologic: Botulinumtoxin, Dysport, Geneticaldiagnosis, Spastic, Ataxie, Athetose, ...
Pediatric: still waiting, fokus on developmend,



Neurophysiologic: initiate movement, inhibit pathomechanisms, Babath, Vojta, ...
Structurally: stretch, mobilize, strengthen, fascial therapy, manual therapy, ...
ADL: Speech therapy, occupational therapy, evaluation of daily aids, ...




Stabilizing orthoses: reposition, stiff/flexible konstruktion, dorsal/ventral support, ...
Dynamic orthoses: compensation of adjacent joint's, Material, reposition, weight, ...
Preserving orthoses: contractures, no reposition, decompensation, ...



Cognitive development: Sleeping interval, Communicate at eye level, ...
Social inclusion: take seriously, responsibility, participation, outdoor activity, ...
Knowledge transfer: education, explore, experiment, ...



Individuum



Knowledge & Strategie

Every Expert have to explain his oppinion




Be creative but

never leave biomechanical principles



Knowledge & Strategie

Every Expert has to explain his opinion **and question**



Results of the interdisciplinary cooperation

Every Expert has to explain his opinion



Interactive communication

Skype for Business



Despair


changes in ...



... Gratitude



Interdisciplinární dialog 4.0 ...



... could start in your hands ...



... today



**Herzlichen Dank
für die Aufmerksamkeit**

Four horizontal lines of different colors (green, blue, yellow, and red) are positioned below the text.